

# EPI ELECTRIC













## Sit to stand

3-columns solution rectangular & circular 3-stage

The ideal solution for a corner office or when you need a more spacious desk. Three legs that synchronizes smoothly. Personalise with your choice of columns and feet.



### Technical Specification

 <b>Table top</b> Width: 800-2000 mm Depth: 500-1000 mm Return: 1150-2000* mm	 <b>Stroke</b> 500 mm, 650 mm	 <b>Large tube</b> Available both up and down 	 <b>Load</b> See specifications of your selected electronics
 <b>Velocity</b> See specifications of your selected electronics	 <b>Height</b> 500: 617-1117 mm** 500: 622-1122 mm 650: 586-1236 mm excl. feet and table top	 <b>Tube dimensions</b> Rect. 80x60, 70x50, 60x40 mm Circ. Ø 80, 70, 60 mm	 <b>Noise level</b> See specifications of your selected electronics
 <b>Available electronics</b> iDrive ECS+	 <b>Standard in</b>  White Silver Black		

\*Outer dimension \*\*Large tube up, circular only



Also available with circular tubes, large column up or down



3-stage solution with our unique glide system that never scratches paint



Available with third leg kit incl. EPI Block Rectangular Foot. Only for rectangular version.